

Content Cover Sheet

2 Entity Information

3 Statement of Service Performance

6 Statement of Financial Performance

7 Statement of Financial Position

8 Statement of Cash Flows

9 Statement of Accounting Policies

11 Notes to the Performance Report

15 Auditors Report

Entity Information

Disabled Persons Assembly (NZ) Inc.
For the year ended 30 June 2025

Legal Name of Entity

Disabled Persons Assembly (NZ) Inc

Entity Type and Legal Basis

Incorporated Society and Registered Charity: Incorporation Number: 218318

Charity Registration Number

CC24755

Entity's Purpose or Mission

To provide an independent, collective voice for all people with disabilities in New Zealand

Entity's Operational Structure

Disabled Persons Assembly (NZ) is governed by a National Executive Committee consisting of six members. The organisation has regional committees throughout the country which report to the National Executive Committee. The day-to-day operations of the organisation are carried out by 14 employees.

Entity's Governance Arrangements

Key decisions of the entity is made by the Board of Trustees. Board of Trustees set the strategic direction, ensure financial safety and oversee all overall operations.

Other Entities Controlled by the Entity

There are no entities which are under the control of Disability Persons Assembly (NZ) Inc.

Main Sources of Entity's Cash and Resources

Community grants and government contracts

Main Methods Used by Entity to Raise Funds

Applications for funding

Entity's Reliance on Volunteers and Donated Goods or Services

Disabled Persons Assembly (NZ) Inc is reliant on the time provided voluntarily by members of the National Executive Committee, apart from paid consulting work and reimbursements for expenditure incurred in their capacity as National Executive Committee Members.



Statement of Service Performance

Disabled Persons Assembly (NZ) Inc.
For the year ended 30 June 2025

Our Outcomes

Outcome 1 -

Policy advice to Government agencies about issues related to people

Outcome 2 -

Submissions to Parliament

Outcome 3 -

Input into Whaikaha policy advice about common themes and issues relating to service provisions for disabled persons in New Zealand

Outcome 4 -

Implementation of the Regional Kaitiuitui roles to increase community capacity and ensure disabled people's voices are heard at a regional level

Outcome 5 -

Communication of DPA and sector news and providing opportunities for feedback on issues to both DPA membership and the wider disability community

Outcome 6 -

Enabling disabled people's voices to be heard in nationally, eg. through the media

Medium to Long Term Objectives

DPA's short-term initiatives have been purposefully designed to strengthen community resilience, amplify leadership, and foster unity across the disability sector. These workstreams reflect our commitment to equity, inclusion, and collective progress:

Emergency Preparedness Workshops: Delivered tailored sessions to equip disabled people with the knowledge and tools to respond effectively in emergencies.

Fire and Emergency Workshops: Collaborated with emergency services to ensure disabled communities are informed, prepared, and supported in crisis situations.

Disabled Women's Network Hui: Created empowering spaces for disabled women to connect, share experiences, and grow leadership capacity across Aotearoa.

Finding Common Ground Workshops: Brought together disabled leaders and organisations to build shared understanding, strengthen relationships, and align on common goals for systemic change.

These initiatives are grounded in DPA's constitutional vision and objectives, which guide our strategic direction and community engagement:

DPA's Vision and Objectives;

VISION; A society that ensures equity and maximises opportunities for full participation by all disabled people.

OBJECTIVES; DPA is established for charitable purposes, including:

* **Rangatiratanga – Leadership:** To reflect and lead with the collective voice of disabled people at local, national, and international levels.

* **Pārongo me te Tohutohu – Information and Advice:** To inform and advise on policies that impact the lives of disabled people.

Through DPA's leadership role in national mechanisms and coalitions, DPA ensures the voices of disabled people are heard at the highest levels of decision-making, both in policy development and in holding government to account.

Significant Activities and Systemic Impact

DPA plays a pivotal role in advancing the rights and wellbeing of disabled people through high-level engagement, policy influence, and strategic partnerships. Our significant activities reflect our commitment to accountability, equity, and collective progress:

Independent Monitoring Mechanism (IMM):

As a key partner in the IMM, DPA helps ensure the New Zealand Government upholds its obligations under the United Nations Convention on the Rights of Persons with Disabilities (UNCRPD). This includes monitoring, reporting, and advocating for systemic change.

DPO Coalition Engagement:

As a nationally recognised Disabled People's Organisation (DPO), DPA works alongside other DPOs in regular meetings with government ministries and agencies. This collaboration ensures that disabled voices are central to policy

Our Outputs

Output 1 -	2025 (actual)	2024 (actual)
Number of submissions and formal feedback to government agencies	30	17
Output 2 -	2025 (actual)	2024 (actual)
Number of submissions to Parliament	29	13
Output 3 -	2025 (actual)	2024 (actual)
Number of regional submissions	58	48

Output 4 -	2025 (actual)	2024 (actual)
Number of Kaituitui engaged	2	2
Output 5 -	2025 (actual)	2024 (actual)
Facebook Followers	4,032	3,791
X (formerly Twitter) followers	-	1074
LinkedIn	1,312	955
Instagram Followers	344	303
Bluesky	238	n/a
Number of newsletters (Information Exchange) sent	30	46
Media stories DPA is quoted in	5	27

[1] DPA is no longer posting actively on X (formerly known as Twitter)

[2] We are including the number of regional newsletters for the first time



Statement of Financial Performance

Disabled Persons Assembly (NZ) Inc.
For the year ended 30 June 2025

<u>Account</u>	<u>Notes</u>	<u>2025</u>	<u>2024</u>
Revenue			
Donations, fundraising and other similar revenue	1	12,472	1,137
Fees, subscriptions and other revenue from members	1	130	261
Govt service delivery grants & contracts revenue	1	302,500	304,500
Non Govt service delivery grants & contracts revenue	1	520,835	414,013
Interest revenue	1	33,597	38,178
Other revenue	1	14,549	16,190
Total Revenue		884,083	774,279
Expenses			
Employee Remuneration & related expenses	2	611,105	617,699
Volunteer related expenses	2	8,374	0
Service delivery & related expenses	2	252,135	152,383
Grants & Donations expenses	2	400	225
Other Expenses	2	35,384	0
Total Expenses		907,398	770,307
Surplus/(Deficit) for the Year		(23,314)	3,972


These financial statements should be read in conjunction with the policies, explanatory notes and Auditor's Report.


Statement of Financial Position

Disabled Persons Assembly (NZ) Inc.
As at 30 June 2025

Account	Notes	30-Jun-25	30-Jun-24
Assets			
Current Assets			
Bank accounts	3	343,528	470,960
Debtors	4	89,133	33,549
Prepayments	5	0	4,288
Total Current Assets		432,661	508,797
Non-Current Assets			
Property, plant and equipment	6	5,339	8,179
Investments	7	605,535	512,619
Total Non-Current Assets		610,874	520,797
Total Assets		1,043,535	1,029,594
Liabilities			
Current Liabilities			
Credit cards	8	1,914	721
Creditors and accrued expenses	9	53,530	8,692
Goods and services tax		(4,652)	2,975
Employee costs payable	10	31,626	29,014
Deferred revenue	11	490,593	495,848
Other current liabilities	12	2,150	655
Total Current Liabilities		575,161	537,905
Non-Current Liabilities			
Other non-current Liabilities	12	0	0
Total non-Current Liabilities		0	0
Total Liabilities		575,161	537,905
Net Assets		468,374	491,689
Accumulated Funds			
Capital contributed		8,800	8,800
Accumulated surpluses or (deficits)		447,477	470,792
Restricted or Discretionary reserves	13	12,097	12,097
Total Accumulated Funds		468,374	491,689

This performance report has been approved by those charged with governance.

Date 23/04/25
Signature 
Name : Kera Sherwood-O'Regan
Positon: President

Date 23 / 01 / 2026
Signature 
Name: Mojo Mathers
Positon : Chief Executive Officer

These financial statements should be read in conjunction with the policies, explanatory notes and Auditor's Report.

Statement of Cash Flows

Disabled Persons Assembly (NZ) Inc.
For the year ended 30 June 2025

Account	Notes	2025	2024
Statement of Cash Flows			
Cash Flows from Operating Activities			
Cash was received from			
Donations, fundraising and other similar receipts		12,472	1,137
Government service delivery grants & Contracts revenue		252,083	393,741
Non- Government grants & Contracts revenue		551,990	454,773
Subscriptions revenue		130	261
Interest, dividends and other investment receipts		126,514	550,796
Other Income		67,647	39,235
Total Cash received from Operating activities		1,010,837	1,439,942
Cash Payments			
Employee remuneration & related payments		659,508	633,624
Volunteer related payments		8,374	0
Service Delivery		331,645	837,024
Grants & Donations		400	225
Other Expenses		35,384	0
Total Cash payments		1,035,310	1,470,872
Net cash flow from operating activities		(24,473)	(30,930)
Cash Flows from other activities			
Cash Payments			
Payments to acquire property, plant and equipment		881	(8,336)
GST		(12,116)	(5,601)
Total Cash payments		(11,235)	(13,936)
Net Cash Flow from Other activities		(11,235)	(13,936)
Net Increase/(Decrease) in Cash		(35,708)	(44,866)
Opening Cash Balance			
Bank accounts and cash		470,960	1,029,189
Term Deposit		512,619	0
Credit cards		(722)	(1,466)
Total Opening Cash Balance		982,857	1,027,723
Closing Cash Balance			
Bank accounts and cash	3	343,528	470,960
Term Deposit	7	605,535	512,619
Credit cards	8	(1,914)	(722)
Total Closing Cash Balance		947,149	982,857
Net Cash Movement			

These financial statements should be read in conjunction with the policies, explanatory notes and Auditor's Report.

Statement of Accounting Policies

Disabled Persons Assembly (NZ) Inc.

For the year ended 30 June 2025

Basis of Preparation

These financial statements have been prepared for Disabled Persons Assembly (NZ) Incorporated. This includes Disabled Persons Assembly (NZ) Incorporated's National office and all of its regional branches.

This performance report is prepared in accordance with the XRB's Tier 3 (NFP) Standard. The entity is eligible to apply these requirements as it does not have public accountability and has total annual expenses of less than \$5,000,000. All transactions in the performance report are reported using the accrual basis of accounting. This performance report is prepared under the assumption that the entity is a going concern and will continue to operate for the foreseeable future.

Presentation Currency

The Performance Report is presented in New Zealand dollars (NZ\$) and all values are rounded to the nearest NZ\$.

Revenue Recognition

Donations and grants with no "use or return" condition attached are recorded as revenue when cash is received.

Donations and grants with a "use or return" condition attached are recorded as a liability when cash is received, and as the conditions are met the liability is reduced and revenue is recorded.

Fees and subscriptions from members are recorded evenly over the period the item is provided, or where the value varies recorded proportionally on the basis of value in relation to total estimated value. Membership with the assembly is on a voluntary basis.

Provision of services are recognised on a stage of completion basis.

Interest income is recorded as it is earned.

Bank Accounts and Cash

Bank accounts and cash in the Statement of Cash Flows comprise cash balances and bank balances (including short term deposits) with original maturities of 90 days or less.

Trade Receivables

Trade receivables are initially measured at the amount owed. When it is likely that the amount owed, or some portion, will not be collected, an impairment adjustment is recorded. Interest charged on overdue amounts are added to the individual debtor balance.

Comparative figures

The figures presented for comparison for the year ended 30 June 2024 include Disabled Persons Assembly's regional branches' activities. These figures are audited.

The entity has adopted the new Tier 3 (NFP) Standards and this Performance report has been completed in line with these Standards.

Some minor changes have been made to the groupings of expense items and liabilities from the previous years Performance Report. This brings the Performance Report in-line with Charities Service's guidance. There is no change in the overall expenses, and therefore no change to the Net Profit or equity as a result.

Property, Plant and Equipment



Items of property, plant and equipment are initially recognised at cost. Historic cost includes items of expenditure directly attributable to the acquisition of assets and includes the cost of replacements that are eligible for capitalisation when these are incurred.

All of the entity's items of property plant and equipment are subsequently measured in accordance with the cost model.

All other repairs and maintenance expenditure is recognised in the Statement of Financial Performance as incurred.

Depreciation is calculated on a diminishing value and straight line basis over the depreciation rates and estimated useful life of the asset. The following depreciation rates and estimated useful lives have been used:

Furniture and fittings	3 - 10 years or 18% DV / SL
Computer equipment	3 - 4 years or 40% - 67% DV / SL
Website	4 years

An item of property, plant and equipment or investment property is derecognised upon disposal or when no further future economic benefits are expected from its use or disposal. Any gain or loss arising on derecognition of the asset (calculated as the difference between the net disposal proceeds and the carrying amount of the asset) is included in the Statement of Financial Performance in the year the asset is derecognised

Investments

Investments comprise of all fixed term bank deposits of longer than 90 day period.

Goods and Services Tax (GST)

The entity is registered for GST. All amounts are stated exclusive of goods and services tax (GST) except for accounts payable and accounts receivable which are stated inclusive of GST.

Income Tax

The entity is wholly exempt from NZ income tax having fully complied with all necessary conditions for this exemption. As a registered entity under the Charities Act 2005, Disabled Persons Assembly (DPA) Inc is wholly exempt from New Zealand Income Tax under sections CW41 and CW42 of the Income Tax Act 2007.

Changes in Accounting Policies

There have been no changes in accounting policies. All accounting policies have been applied consistently throughout the year.

Notes to the Performance Report

Disabled Persons Assembly (NZ) Inc.

For the year ended 30 June 2025

Account	2025	2024
1. Analysis of Revenue		
Donations, fundraising and other similar revenue		
Donations	12,472	1,137
Total Donations, fundraising ar	12,472	1,137
Fees, subscriptions and other revenue from members		
Subscriptions	130	261
Total Fees, subscriptions and c	130	261
Govt Service delivery grants & contracts revenue		
Government contracts	302,500	304,500
Total Govt Service delivery Gra	302,500	304,500
Non Govt Service delivery grants & contracts revenue		
Grants - Other	452,705	381,459
DPO Coalition revenue	68,130	32,554
Total Non Govt service delivery	520,835	414,013
Interest, dividends and other investment revenue		
Interest received	33,597	38,178
Total Interest, dividends and ot	33,597	38,178
Other revenue		
Other income	10,382	10,271
Income from on charge	4,166	5,919
Total Other revenue	14,549	16,190

Account	2025	2024
2. Analysis of Expenses		
Employee Remuneration & related expenses		
Salaries & Wages	610,497	616,810
Staff Expenses	609	889
Total employee remuneration &	611,105	617,699
Volunteer Related Expenses		
Honarium	8,374	-
Total Volunteer related expenses	8,374	-
Service delivery & related expenses		
ACC levies	0	2,661
Accommodation and travel	-	(567)
Accounting fee	3,680	(1,600)
Administration fee	1,677	1,414
Advertising	520	626
AGM/conference expenses	26	3,965
Audit fee	5,655	7,665
Bank charges	215	409
Base contractors' fees	68,157	5,328
Car park and parking	1,169	942
Catering and meals	358	3,666
Computer expenses	1,709	623
DPO Coalition expenses	35,112	32,173
Depreciation	5,528	6,757
Expenses for on charge	5,410	5,231
General expenses	1,752	4,267
Insurance	3,120	3,002
Lease / hire of equipment	1,260	638
Legal and professional fees	-	2,570
Meetings	(14)	157
Other Expenses	147	-
Postage and couriers	301	395
Power	-	54
Printing and stationery	643	336
Rent	6,667	6,333
Interest Expenses	85	30
Subscriptions and publications	10,051	7,260
Support	18,437	13,588
Telecommunications	5,663	5,705
Travel & Mileage	67,495	36,924
Training	2,139	-
Venue Hire	822	243
Website and Internet	4,350	1,588
Total service delivery & related	252,135	152,383
Grants & Donations Expenses		
Kohas/Gifts/donations	400	225
Total Grants & Donations expe	400	225
Other Expenses		
Constitution review expenses	35,384	-
Total Other Expenses	35,384	-

Account	2025	2024
---------	------	------

3. Bank accounts and Short term Deposit

Bank accounts and Short term deposit		
National office	274,361	400,924
Christchurch	41,400	39,117
Dunedin	6,623	7,890
Gisborne	1,410	1,380
Taranaki	309	725
Tauranga (WBOP)	9,245	9,052
Waikato	10,180	11,871
Total Bank accounts and Short	343,528	470,960
Account	2025	2024

4. Debtors

Debtors		
Trade debtors	89,133	33,549
Total Debtors	89,133	33,549
Account	2025	2024

5. Prepayments

Prepayments	0	4,288
Total Other current assets	0	4,288
Account	2025	2024

6. Property, plant and equipment

Computer Equipment		
At cost	70,369	67,681
Accumulated depreciation	(65,033)	(59,571)
Total Computer Equipment	5,336	8,110
Furniture & Fittings		
At cost	16,417	16,417
Accumulated depreciation	(16,414)	(16,348)
Total Furniture and Fittings	3	69
Website		
At cost	78,947	78,947
Accumulated depreciation	(78,947)	(78,947)
Total Website	0	0
Total Property, plant and equipment	5,339	8,179

2025

Asset Class	Opening carrying amount	Additions	Disposals	Depreciation Expense	Closing Carrying amount
Computer Equipment	8,110	2,689	-	5,463	5,336
Furniture and Fittings	69	-	-	66	3
Total	8,179	2,689	-	5,529	5,339

2024

Asset Class	Opening carrying amount	Additions	Disposals	Depreciation Expense	Closing Carrying amount
Computer Equipment	6,056	8,336	-	6,282	8,110
Furniture and Fittings	544	-	-	475	69
Total	6,600	8,336	-	6,757	8,179

7. Investments

BNZ Term Deposit Investment	605,535	512,619
-----------------------------	---------	---------

8. Credit cards

Credit cards		
National office	1,914	721
Total Credit cards	1,914	721
Account	2025	2024

9. Creditors and accrued expenses

Creditors and accrued expenses			
Accrued expenses	29,710	6,000	
Trade creditors	23,820	2,693	
Total Creditors and accrued exp	53,530	8,693	
Account	2025	2024	

10. Employee costs payable

Provision for holiday pay	31,626	29,014	
Total Employee costs payable	31,626	29,014	
Account	2025	2024	

11. Deferred revenue

New Zealand Lotteries grant	106,667	106,667	
Te Pou Consumer Leadership	0	7,589	
Trust Waikato	2,317	81,098	
Ministry of Social Developmen	41,826	82,445	
Ministry of Social Developmen	96,310	107,962	
Te Puna	67,732	67,732	
Rata Foundation	40,000	31,304	
Christchurch City Council	2,500		
Internet New Zealand	0	3,767	
Claire Foundation	94,801	0	
DPO Coalition	38,439	7,284	
Total deferred revenue	490,593	495,848	

Deferred revenue reconciliation

Grant	Unspent as at beginning of year	Received	Expended/ Applied	Returned to funder	Unspent as at end of year
New Zealand Lotteries Grant	106,667	160,000	160,000	-	106,667
Te Pou Consumer Leadership Grant	7,589		7,589		0
Trust Waikato	81,098		78,781		2,317
Ministry of Social Dev (Web Project)	82,445		40,619		41,826
Ministry of Social Dev (Research & D	107,962		11,652		96,310
Te Puna	67,732				67,732
Rata Foundation	31,304	40,000	31,304		40,000
Christchurch City Council	-	15,000	12,500		2,500
Internet NZ	3,767		3,767		-
Claire Foundation	-	150,000	55,199		94,801
DPO Coalition	7,284	99,286	68,130		38,439
	495,848	464,287	469,542	-	490,593

Account	2025	2024
---------	------	------

12. Other Liabilities

Current			
Hire Purchase - Spark Phones	2,150	655	
Total Current	2,150	655	
Non Current			
Hire purchase - Spark phones	0	0	
Total Non Current	0	0	

Note 13 - Accumulated Funds

Description	Current year			
	Capital Contributed by Owners	Accumulated Surpluses or Deficits	Restricted and Discretionary Reserves	Total
Opening balance	8,800	470,792	12,097	491,689
Capital contributed by owners	-			-
Surplus/(Deficit)		(23,315)		(23,315)
Other movements recognised directly in accumulated funds		-		-
Closing balance	8,800	447,477	12,097	468,374

Description	Last year			Total
	Capital Contributed by Owners	Accumulated Surpluses or Deficits	Restricted and Discretionary Reserves	
Opening balance	8,800	466,819	12,097	487,716
Capital contributed by owners	-			-
Surplus/(Deficit)		3,973		3,973
Other movements recognised directly in accumulated funds		-		-
Closing balance	8,800	470,792	12,097	491,689

Breakdown of Restricted and Discretionary Reserves

Name	Nature and Purpose	Current year	Last year
		\$	\$
Branch Reserves	Branch contribution	12,097	12,097
	Total	12,097	12,097

Account	2025	2024
---------	------	------

14. Commitments

Commitments to lease or rent assets

Current (less than twelve months)	2,788	4,780
Non Current (later than twelve mo	-	2,788
Total Commitments to lease or r	2,788	7,568

The National Office of Disabled Persons Assembly (NZ) final lease on premises occupied at 173-175 Victoria Street, Wellington expired on 30th June 2023 and the premises was vacated on that date.

One Christchurch Office and car park lease has been renewed for a 2 year period from 1 February 2024 to 31 Canterbury Brain Collective Ltd. The Office lease is \$4,000 per annum and Car park \$780 per annum. This lease upon expiry.

15. Contingent Liabilities and Guarantees

There are no contingent liabilities or guarantees provided as at 30 June 2025 (last year - nil).

16. Related Party Transactions


During 2025 Financial year, Joanne Dacombe (National Committee Board Member) received \$4,705 (Exc. GST) for attending meetings with external parties in her capacity as Board Member (2024 year- \$9,058). Kera Sherwood (National Committee President) received \$8,325 for attending meetings with external parties in their capacity as Board President (2024 year- \$Nil)..There are no other related party transactions during the period ended 30 June 2025.

17. Events After the Balance Date

There were no events that occurred after the balance date that would have a material impact on the Performance Report.

18. Ability to Continue Operating

The Board maintains the view that the entity has sufficient resources to continue to operate as a going concern provided operational targets are met.

 23/10/26
Kera Sherwood-O'Regan
National President
Disabled Persons Assembly 